



# GT279

SmartWay  
Verified



For Trucks, Steer and Trailer and Light Duty All Position







Regional



Urban



## Regional and Urban Haul All Position Tire

Features	Benefits
 <p>Special compound with low heat generation and longer wear</p>	<p><b>Provides higher tire mileage and improved fuel economy</b></p>
 <p>Four-straight groove design</p>	<p><b>Enhanced tread stiffness, reduce in rolling resistance, reliable control and handling</b></p>
 <p>Multiple sipes on ribs</p>	<p><b>Optimum traction &amp; braking</b></p>
 <p>Optimized footprint distribution</p>	<p><b>Improves footprint performance to prevent irregular wear</b></p>

Tire Size	Item Code	PR	LR	LI/SR	Approved Wheel	Allowed Wheel	Max Load Single	Max Load Dual	Section Width	Static Loaded Radius	Overall Diameter	Tread Depth	RPM	Weight
					Inch	Inch	(Lbs.@ PSI)	(Lbs.@ PSI)	Inch	Inch	Inch	32nds		Lbs.
11R22.5	100EV611G	16	H	148/145 M	8.25	7.50	6,940@120	6,395@120	11.0	19.3	41.5	21	501	126
11R24.5	100EV682G	16	H	149/146 M	8.25	7.50	7,160@120	6,610@120	11.0	20.3	43.5	19	478	135
285/75R24.5	100EV761G	14	G	144/141 M	8.25	—	6,175@110	5,675@110	11.1	19.4	41.3	19	503	122

PR Ply Rating    LR Load Range    LI Load Index    SR Speed Rating    RPM Revolutions Per Mile

