



GSL213 FS

SmartWay
Verified







For Trucks, Steer Position



Long Haul



Long Haul Steer Tire

Features	Benefits
 <p>Fuel saving compound</p>	<p>Lower rolling resistance and higher fuel economy</p>
 <p>Extra wide and deep tread</p>	<p>Outstanding tread life</p>
 <p>Defense ribs</p>	<p>Effectively prevents initiation of irregular wear</p>
 <p>Braking force support ribs</p>	<p>Helps prevent the spread of irregular wear</p>

Tire Size	Item Code	PR	LR	LI/SR	Approved Wheel	Allowed Wheel	Max Load Single	Max Load Dual	Section Width	Static Loaded Radius	Overall Diameter	Tread Depth	RPM	Weight
					Inch	Inch	(Lbs. @ PSI)	(Lbs. @ PSI)	Inch	Inch	Inch	32nds		Lbs.
11R22.5	100EV809G	14	G	144/142 M	8.25	7.50	6,175@105	5,840@105	11.0	19.3	41.5	19	501	128
11R24.5	100EV403G	14	G	146/143 M	8.25	7.50	6,610@105	6,005@105	11.0	20.3	43.5	19	479	138
285/75R24.5	100EV766G	14	G	144/141 M	8.25	—	6,175@110	5,675@110	11.1	19.4	41.3	19	503	127

PR Ply Rating LR Load Range LI Load Index SR Speed Rating RPM Revolutions Per Mile

