

# GDM635



Dumper Trailer, Drive Position



Dumper, Drive Position




Cement Mixer, Drive Position



Mixed Service

## Mixed Service Deep Lug Drive Tire – Chip/Cut Resistant Compound




### Features

### Benefits




Strong independent block design

Block layout optimization provides consistent traction



Ultra wide tread and deep grooves

Long service life in rugged conditions



Four steel-belt construction

Exceptional durability and retreadability



Special cut/chip tread compound

Provides excellent protection from tread cuts and chips in aggressive conditions

Tire Size	Item Code	PR	LR	LI/SR	Approved Wheel	Allowed Wheel	Max Load Single	Max Load Dual	Section Width	Static Loaded Radius	Overall Diameter	Tread Depth	RPM	Weight
					Inch	Inch	(Lbs.@ PSI)	(Lbs.@ PSI)	Inch	Inch	Inch	32nds		Lbs.
11R22.5	100EV1320Q	16	H	146/143 J	8.25	7.50	6,610@120	6,005@120	11.0	19.3	41.9	32	496	142
11R24.5	100EV1624Q	16	H	149/146 J	8.25	7.50	7,160@120	6,610@120	11.0	20.5	43.9	32	473	152

PR Ply Rating   LR Load Range   LI Load Index   SR Speed Rating   RPM Revolutions Per Mile

Product details given for information only. Giti reserves the right to modify details of products and services at any time and without notice.



COMMERCIAL TRUCK TIRES